



WINTER/  
SPRING  
2021



# Student Welcome Guide



**A** GET THE APP

# Table Of Contents

---

## Why CircleIn

- Everything You Need In One Place
- Collaborate With Classmates

## What is CircleIn?

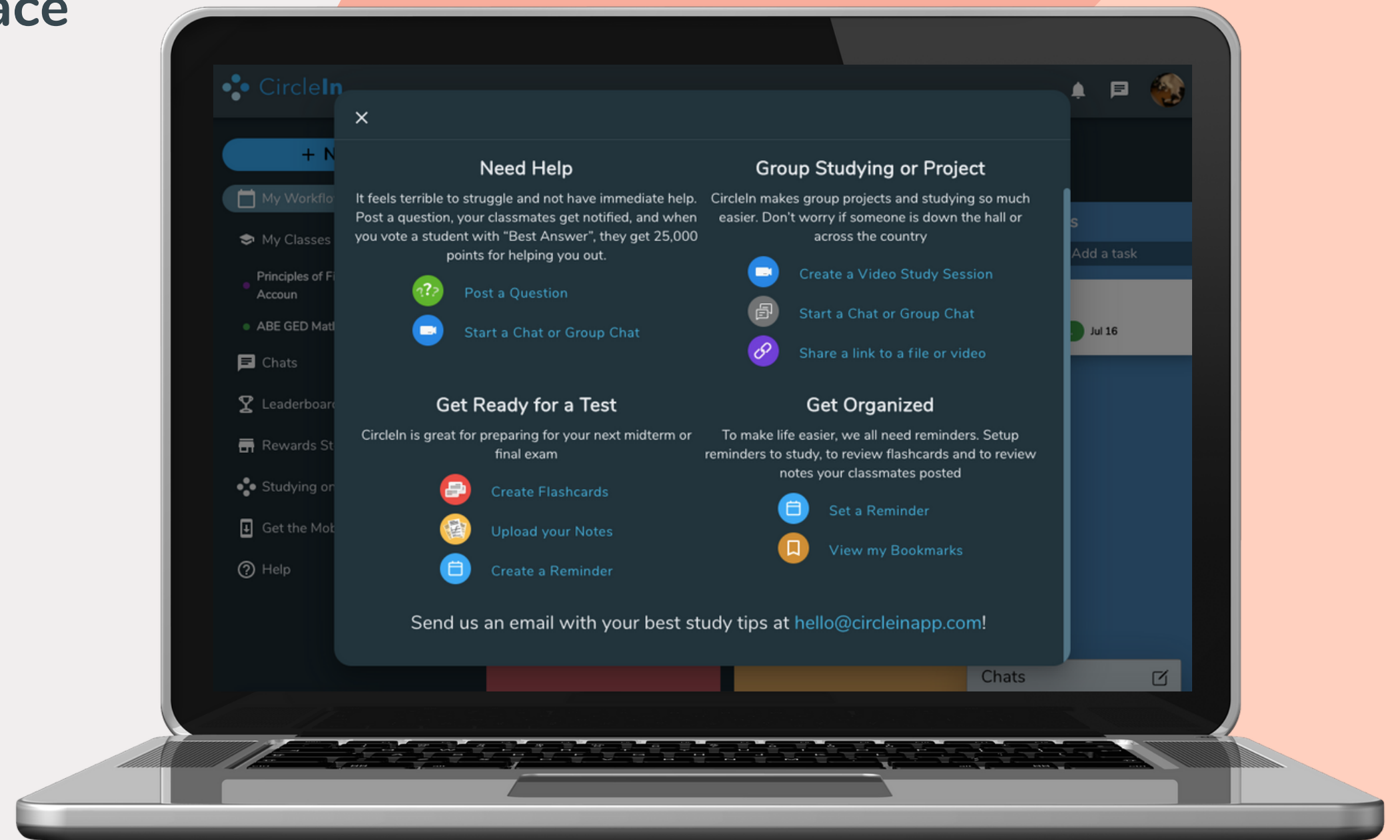
- Studying Features
- Earning Points & Rewards

## Best Practices

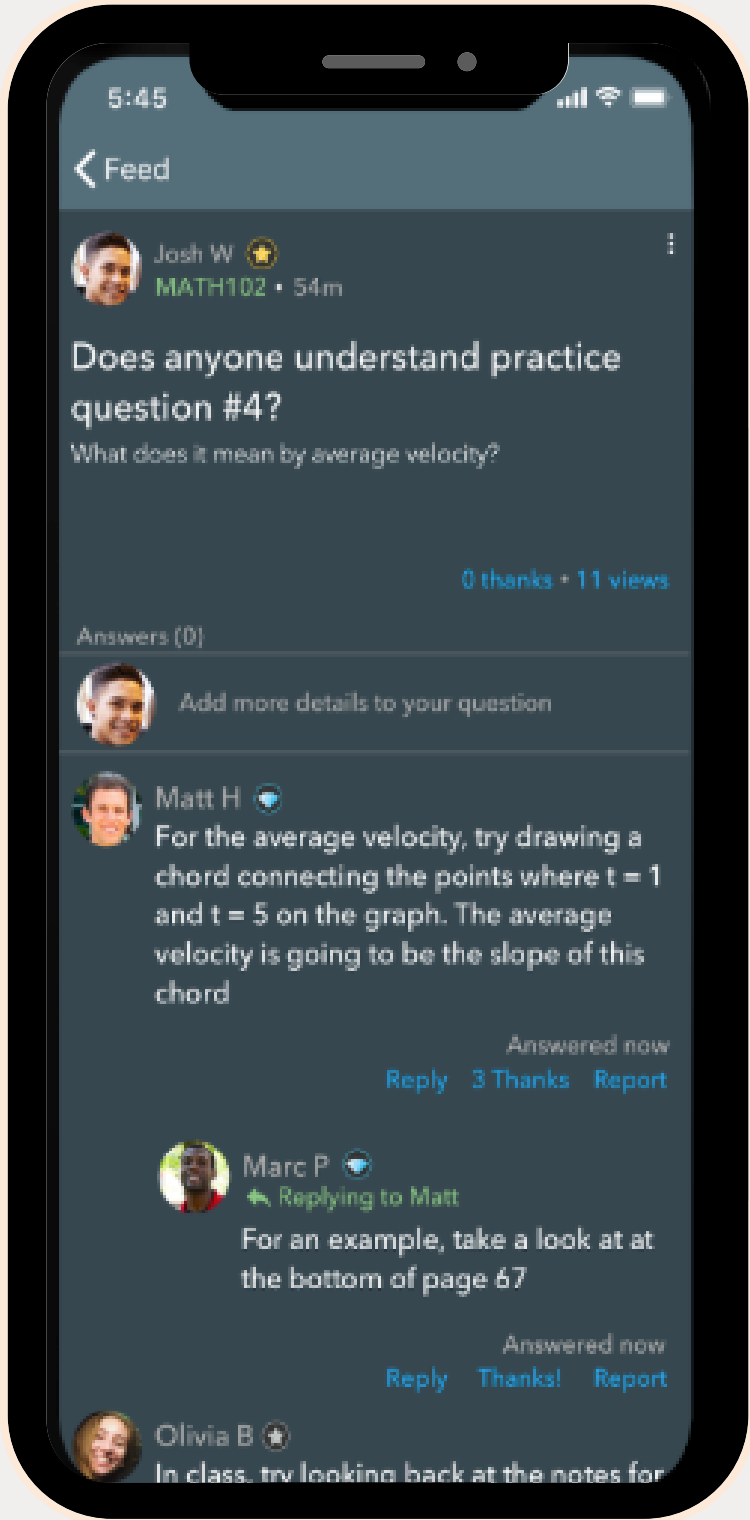
- Staying Organized
- Creating Study Habits

## Getting Started

- How To Log In (Web & Mobile)
- Student Resources

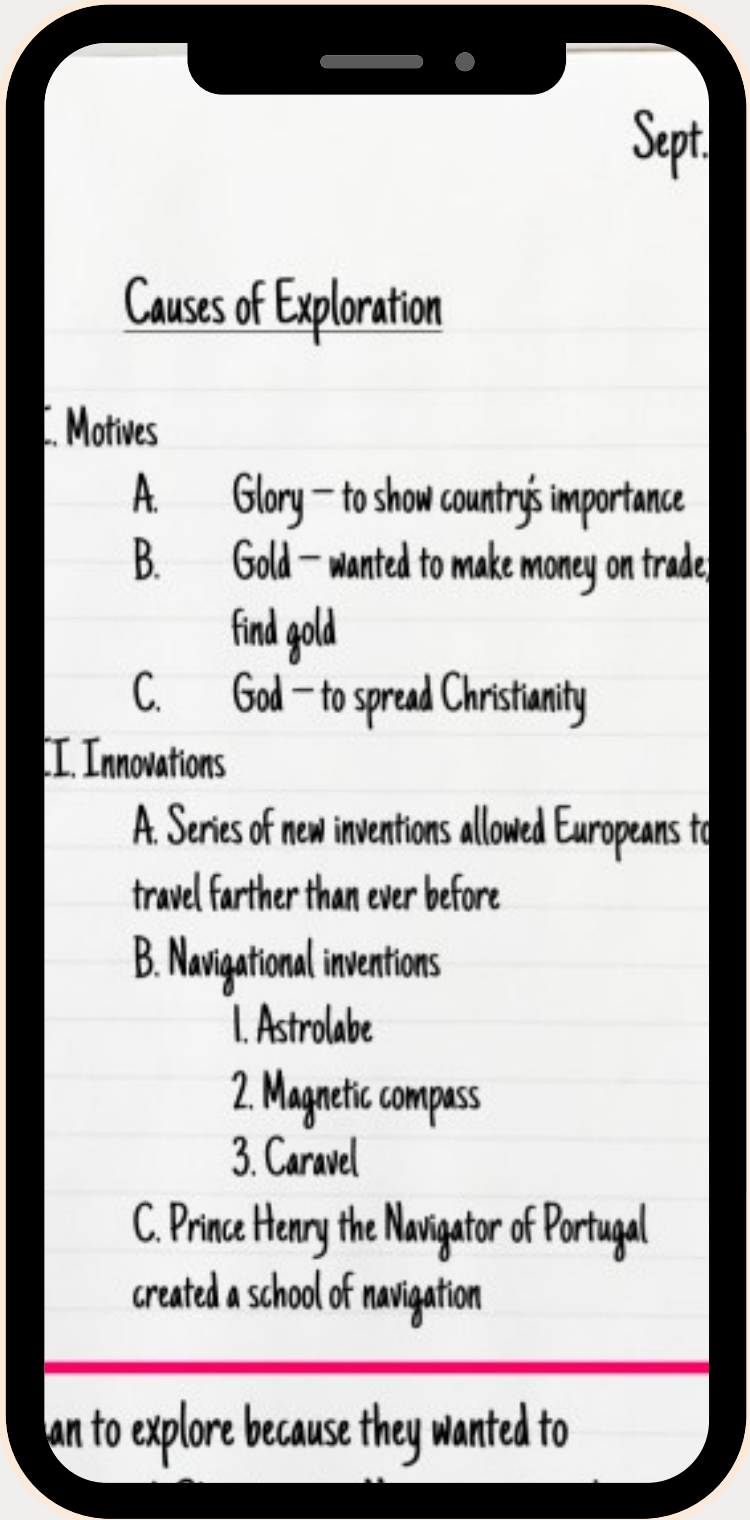


# Everything You Need In One Place



## Ask Questions

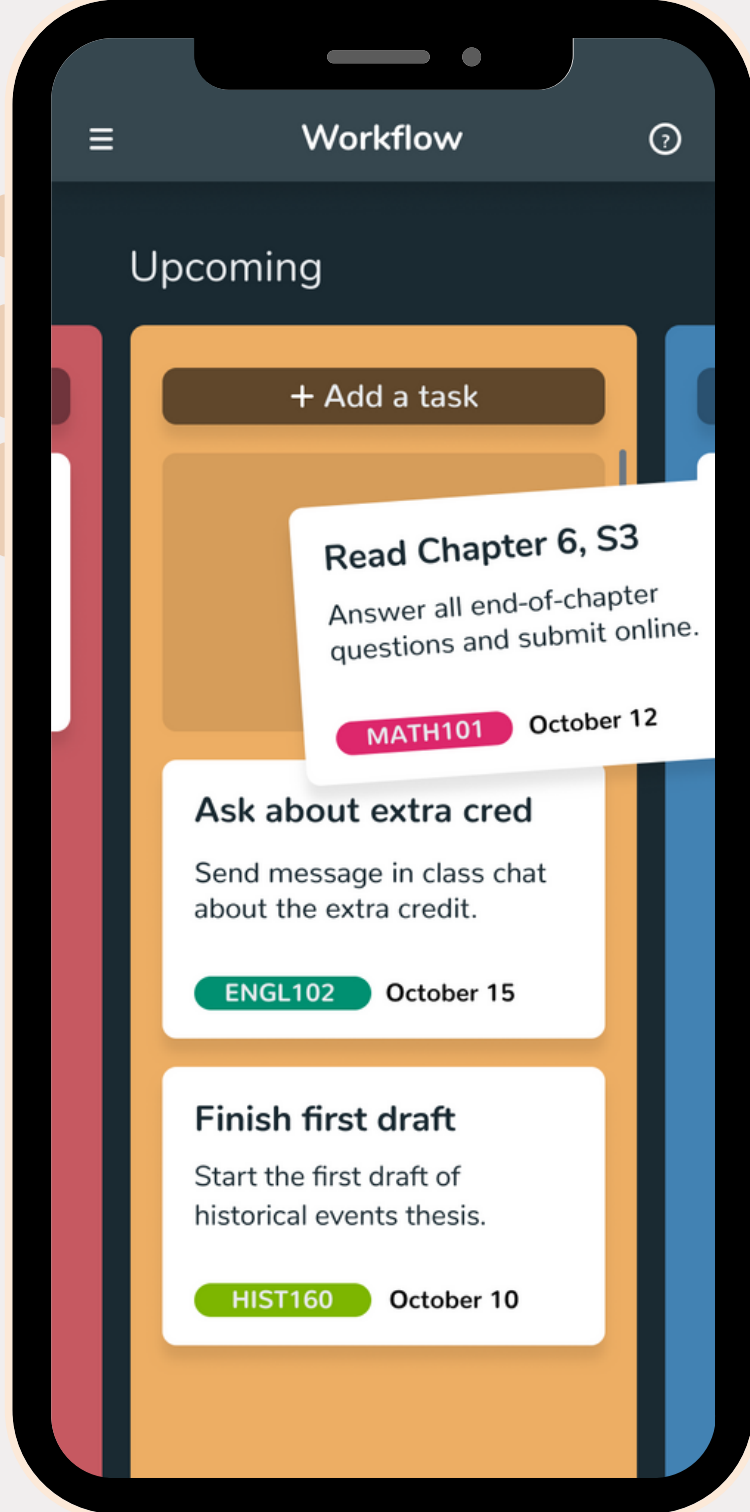
Post any questions you're having a hard time with on the class feed to get the help you need.



## Share Resources

Share class notes to help your classmates get a different perspective or share links to content you find helpful.

# Everything You Need In One Place



## Task Management


Stay organized by managing and tackling all your assignments and projects.



## Exam Prep

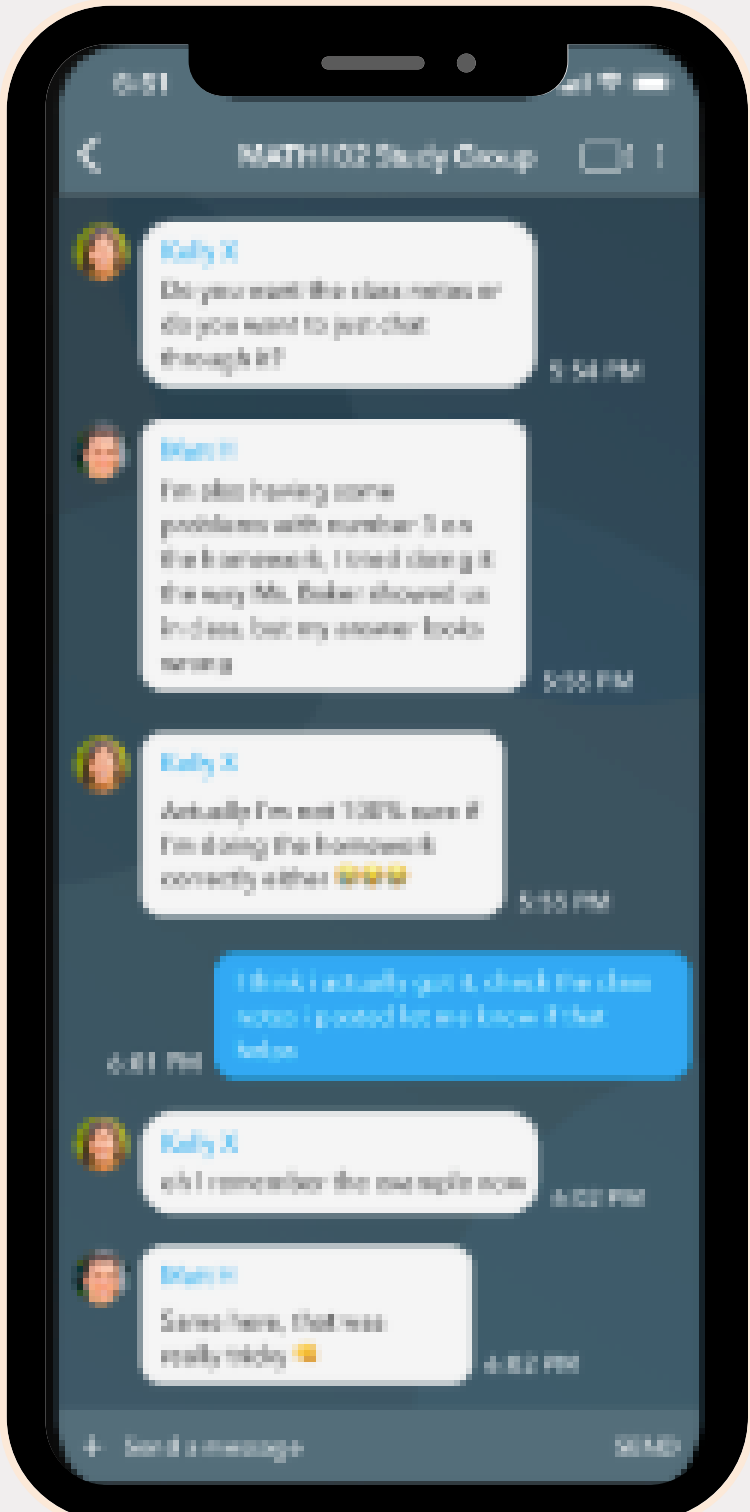
Multiple features help you improve your studying habits to learn better, faster, and more efficiently.

# Everything You Need In One Place



## Video Studying

Live group video chats allow you and your classmates to get deeper levels of support.



## Study Groups

Auto-generated class group chats for every section. Unlimited study groups for topics or classes.

# Collaborate With Classmates

The screenshot shows the CircleIn app interface for a MATH101 class. The browser address bar shows 'app.circleinapp.com'. The app header includes the CircleIn logo and a user profile 'JA'. The main content area is titled 'MATH101 - 01' and features a '+ New' button. A sidebar on the left lists 'My Classes' (MATH101, PHYS101, ENGL102, HIST160), 'Class Leaderboard', 'My Posts', 'Bookmarks', 'Classmates', 'Get the Mobile App', and 'Help'. The main feed shows three posts: 1) '45 Cards | Quiz #3 Practice Terms' by Josh Willis (5 mins ago) with three flashcard images and 0 answers/thanks/views. 2) 'Does anyone understand practice question #4 on the review?' by Kelly Xu (1 hr ago) with 0 answers/thanks/views. 3) 'Ch 4 Section 6 Notes' by Olivia Blackwell (1 hr ago) with 6+ views. A calendar on the right shows 'March 2020' with the 10th highlighted. A notification for 'February First Tuesday Rewards Winners Announced' is visible.

- **Get Help:** If you're struggling to find the answer to a question, just post any questions you have on your class feed to get help from your classmates. Earn points for answering any questions that your classmates are struggling with as well.
- **Work Together:** Maybe you need a different perspective or you're having a hard time understanding something, don't stress! Simply go to the class feed to view any class notes, links, or even flashcards that your classmates have shared.
- **Stay Connected:** Reach your classmates quickly when you need help with auto-generated class group chats. Create study sessions with your classmates using video group chat to solve problems or to work on projects together.

# Studying Tools

---



Create your own deck of flashcards and use the **Study Mode** or **Learn Mode** to quiz yourself.



Use **Workflow** to manage all of your tasks and assignments to help you stay organized.



**Post your notes** on the class feed and check out the notes your classmates have posted as well.



**Share links** to videos that you find helpful and help out your classmates.



Use **Notes** to type your notes in each of your classes and keep everything in one place!



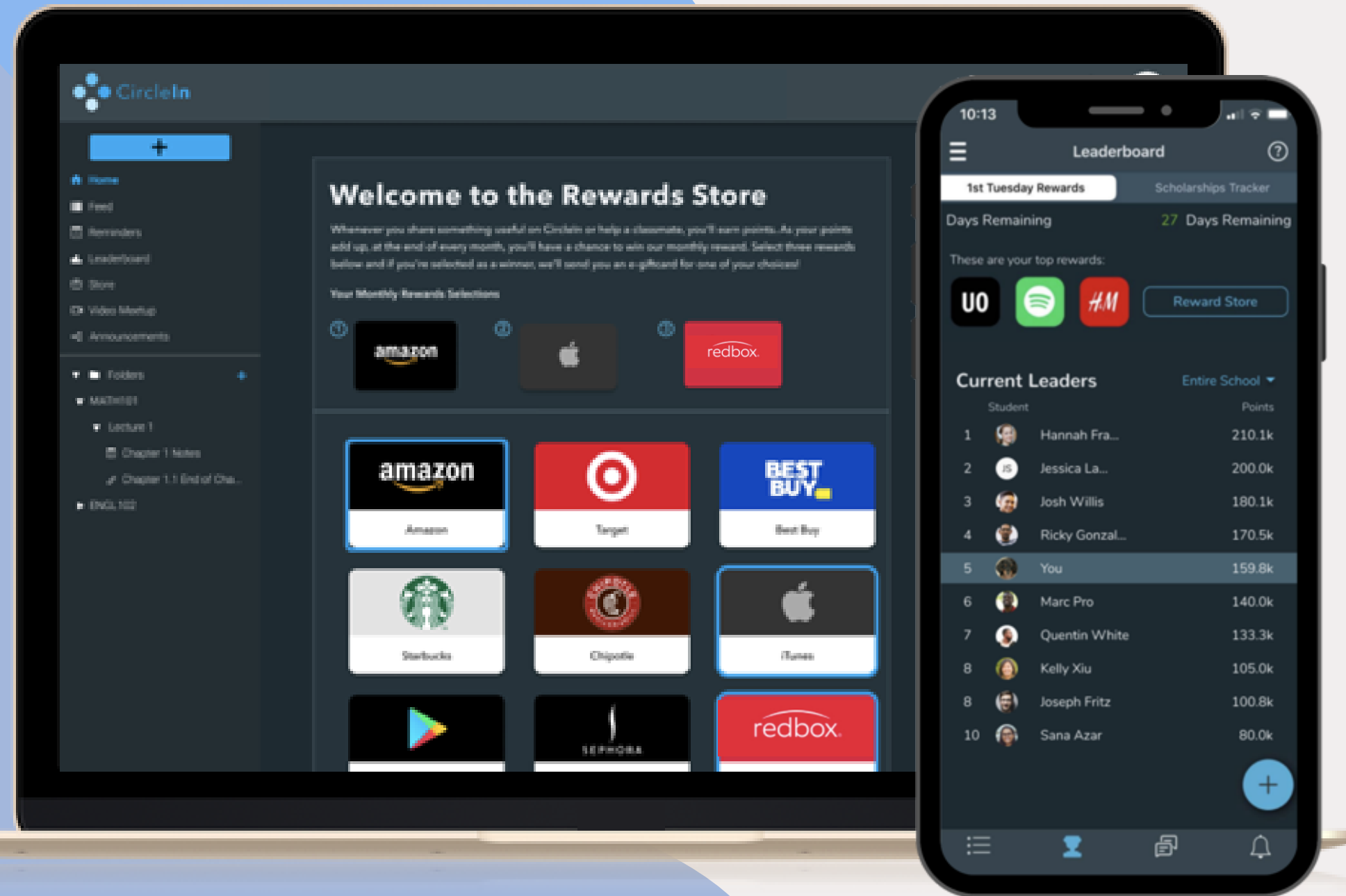
Create a **group chat** with classmates or start a **video chat** for a study session.



Don't waste precious time. **Post a question** to get the help you need from your classmates.



# Earn Points and Win Rewards



▶ Earn points by being an active user on CircleIn!

● Every month, the top students who earn the most points on CircleIn have the opportunity to win a gift card of their choice **\*\*Students must meet the eligibility criteria to win.**

● Students who score top points also have the chance to become eligible for scholarships at the end of the semester/term.

\*Gift cards are sent to your official school email address.

To learn more about the points and rewards, [click here](#) for the CircleIn Points & Rewards Guide.



# Stay Organized

- Workflow allows you to manage all your tasks and assignments in one place. This feature focuses on the forward progression of school-related tasks from "Upcoming" to "Done". Overdue Task are automatically sorted for you!

The screenshot shows a 'Workflow' app interface with a Kanban board. The board is divided into four columns: 'Overdue' (red), 'Upcoming' (orange), 'In Progress' (blue), and 'Done' (green). Each column has a '+ Add a task' button at the top. The 'Overdue' column contains one task: 'Submit online worksheet' (MATH101, October 3). The 'Upcoming' column contains three tasks: 'Read Chapter 6, Section 3' (MATH101, October 12), 'Ask about extra credit' (ENGL102, October 15), and 'Peer edit + 2nd draft' (HIST160, October 11). The 'In Progress' column contains two tasks: 'Equations homework' (PHYS101, October 10) and 'Finish first draft of paper' (October 10). The 'Done' column contains three tasks: 'Submit thesis for feedback' (HIST160, October 5), 'Read Chapter 5, Section 2' (MATH101, October 4), and 'Trajectory problem' (PHYS101, October 3). A hand icon is shown moving the 'Peer edit + 2nd draft' task from the 'Upcoming' column to the 'In Progress' column.

## Earn points for creating and completing tasks!

- You can start with tasks from: your planner, syllabus, or brainstorming. Once you have a solid task list, go ahead and place them into 'Upcoming'.
- Break large tasks down into steps, and create a task for each step in 'Upcoming'. Organize them chronologically (or by priority) and start chipping away!
- Make it a habit to check your tasks and make sure you have no more than four tasks in 'In Progress' to stay organized, focus better and avoid task overload.




**Pro Tip:** Turn on Push Notifications to get reminders on assignments and tasks that are close to due dates or overdue!

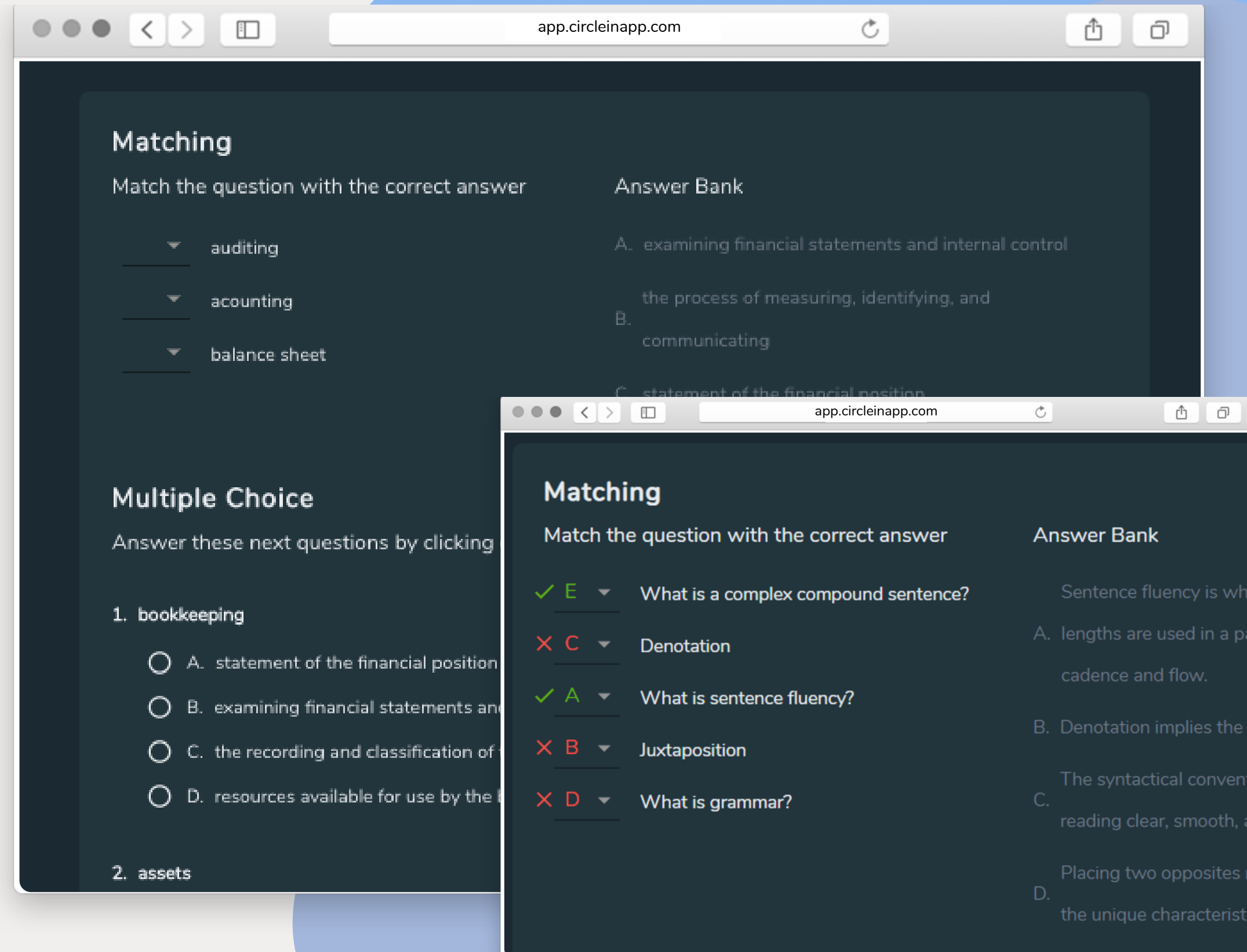
# Creating Study Habits

## Test Yourself With Learn Mode

- **Learn Mode** randomly generates a quiz of up to 20 questions. Quiz yourself with a combination of **Matching** and **Multiple Choice**.
- To see how well you know your stuff, click on “**Get Results**” and the system **automatically grades** your quiz!

\*Only available on web version.

 **Pro Tip:** Test yourself using any flashcard decks your classmates or Tutors have uploaded as well!



The image displays two overlapping screenshots of the app's interface, both from the website app.circleinapp.com. The top screenshot shows a 'Matching' quiz question. On the left, there are three questions with dropdown menus: 'auditing', 'accounting', and 'balance sheet'. On the right, there is an 'Answer Bank' with three options: 'A. examining financial statements and internal control', 'B. the process of measuring, identifying, and communicating', and 'C. statement of the financial position'. The bottom screenshot shows a 'Multiple Choice' quiz question. The question is '1. bookkeeping' and has four radio button options: 'A. statement of the financial position', 'B. examining financial statements and internal control', 'C. the recording and classification of business transactions', and 'D. resources available for use by the business'. Below this, there is another 'Matching' question: 'What is a complex compound sentence?'. It has four dropdown menus with the following results: 'E' (correct, green checkmark), 'C' (incorrect, red X), 'A' (correct, green checkmark), and 'D' (incorrect, red X). The 'Answer Bank' for this question includes: 'Sentence fluency is when...', 'A. lengths are used in a paragraph to create cadence and flow.', 'B. Denotation implies the meaning of a word.', 'C. The syntactical convention of placing two opposites together to create a contrast.', and 'D. the unique characteristics of a sentence.'

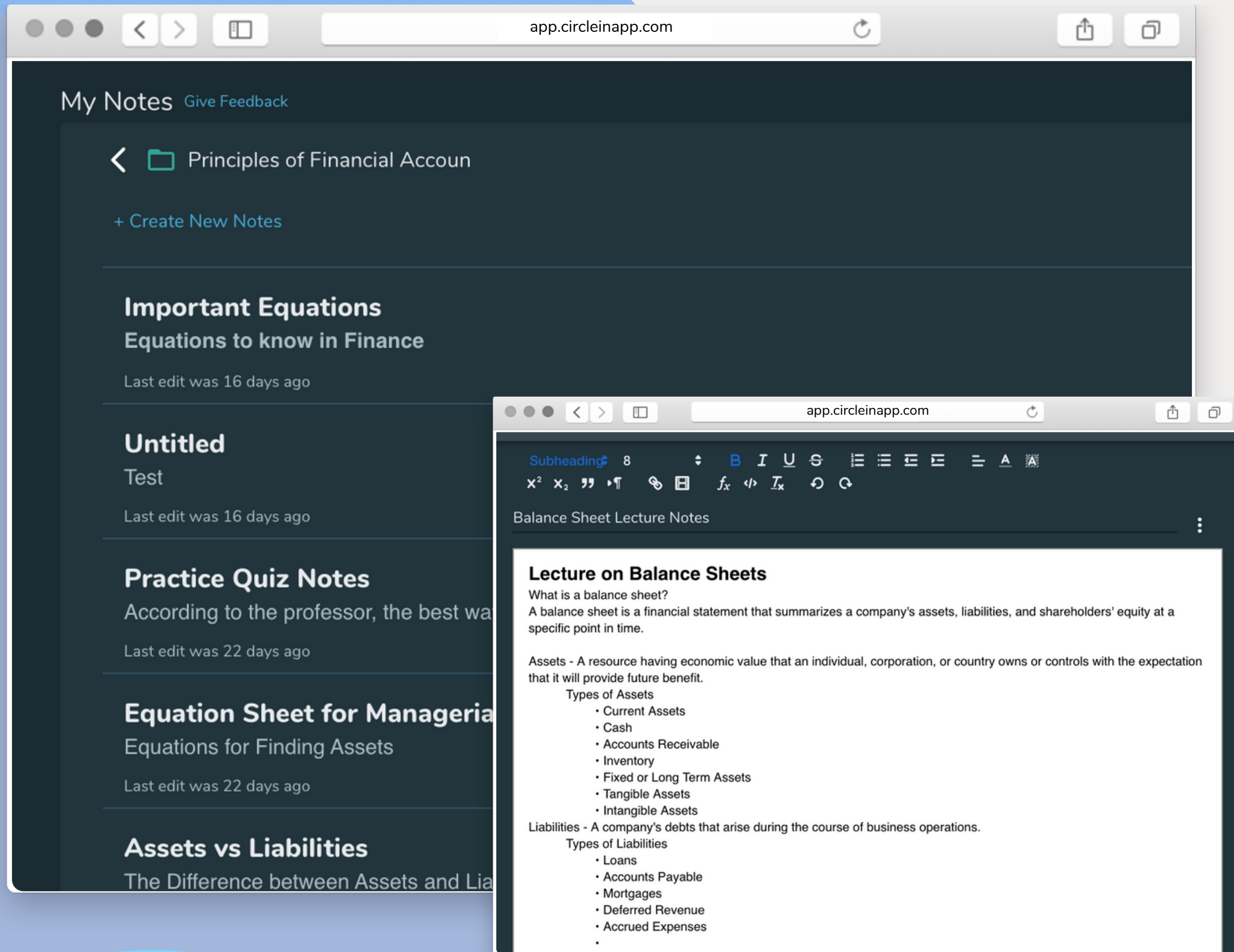
# Creating Study Habits

## Test Yourself with Study Mode

- **Study Mode** lets you review the flashcards you have created to practice memorizing any terms or information you have added to your deck.
- Track your progress with "**Didn't Know, Almost Had It, or Correct**" options so you can focus on practicing the terms you haven't mastered.

The image shows two overlapping screenshots of the app. The background screenshot displays a 'Feed' entry for 'Anastasia Frederick' with the course 'BIO 107: Introduction to Field Biology Section 01 Fall 2020' and a deck titled 'Stream Ecology'. The deck contains flashcards for 'Fresh Water Crayfish', 'The Model Sculpin', 'Darter Fish', and 'Rainbow Darter Fish'. A blue 'Enter Study Mode' button is visible. The foreground screenshot shows the 'Study Mode' overlay, which includes a 'Cards To Review' counter at 5, a 'Didn't Remember' counter at 0, and a 'Correct!' counter at 2. A central image of a darter fish is shown, and at the bottom, there are three buttons: 'Didn't Remember', 'Almost Had It', and 'Correct!'.

# Creating Study Habits



## Note Taking on CircleIn

- Type your notes directly on CircleIn using the Notes feature. The autosaving feature saves your notes and allows you to go back and make edits whenever you want!
- Use **Notes** while you're reviewing flashcards, studying with your classmates, on a video study session, preparing for a quiz, test, or exam!

**\*\*Currently only available on web version.**

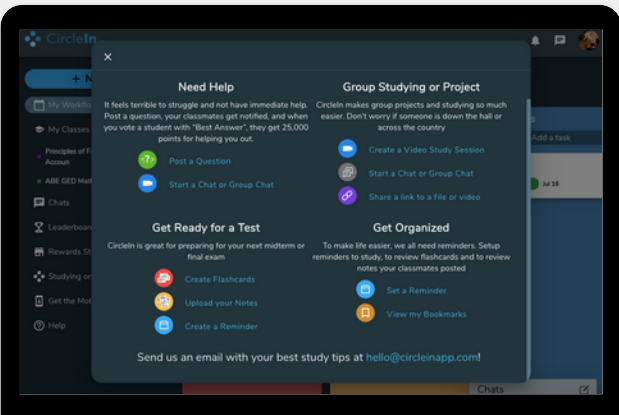
# Logging Into CircleIn



**1** OPEN YOUR WEB BROWSER AND TYPE [APP.CIRCLEINAPP.COM](https://app.circleinapp.com)

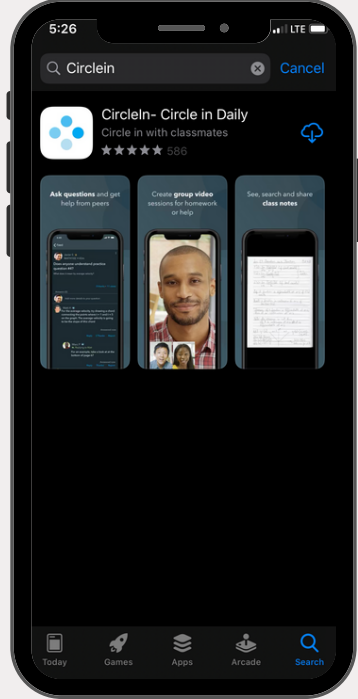


**2** SEARCH FOR YOUR SCHOOL, THIS WILL TAKE YOU TO THE SCHOOL'S LOGIN PAGE



**3** ENTER YOUR CREDENTIALS, THEN SIMPLY SELECT "AUTHORIZE"

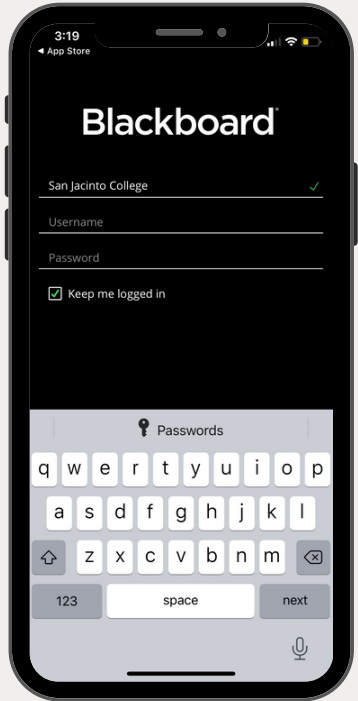
**4** YOU'RE ALL SET! BEGIN STUDYING ON CIRCLEIN TO EARN AWESOME REWARDS



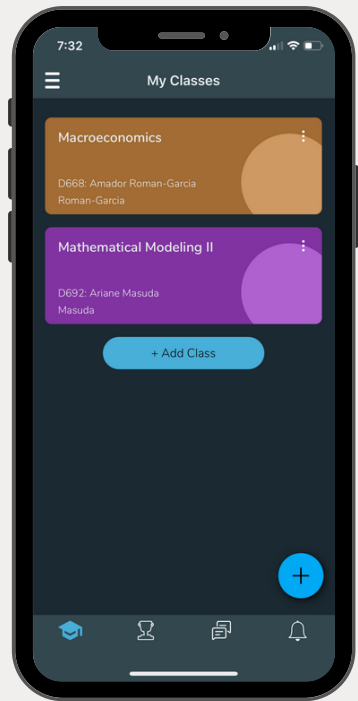
**1** SEARCH FOR CIRCLEIN ON THE APP STORE AND DOWNLOAD/UPDATE THE APP



**2** OPEN THE APP AND SEARCH FOR YOUR SCHOOL, THIS WILL TAKE YOU TO THE SCHOOL'S LOGIN PAGE



**3** ENTER YOUR CREDENTIALS, THEN SIMPLY SELECT "AUTHORIZE"

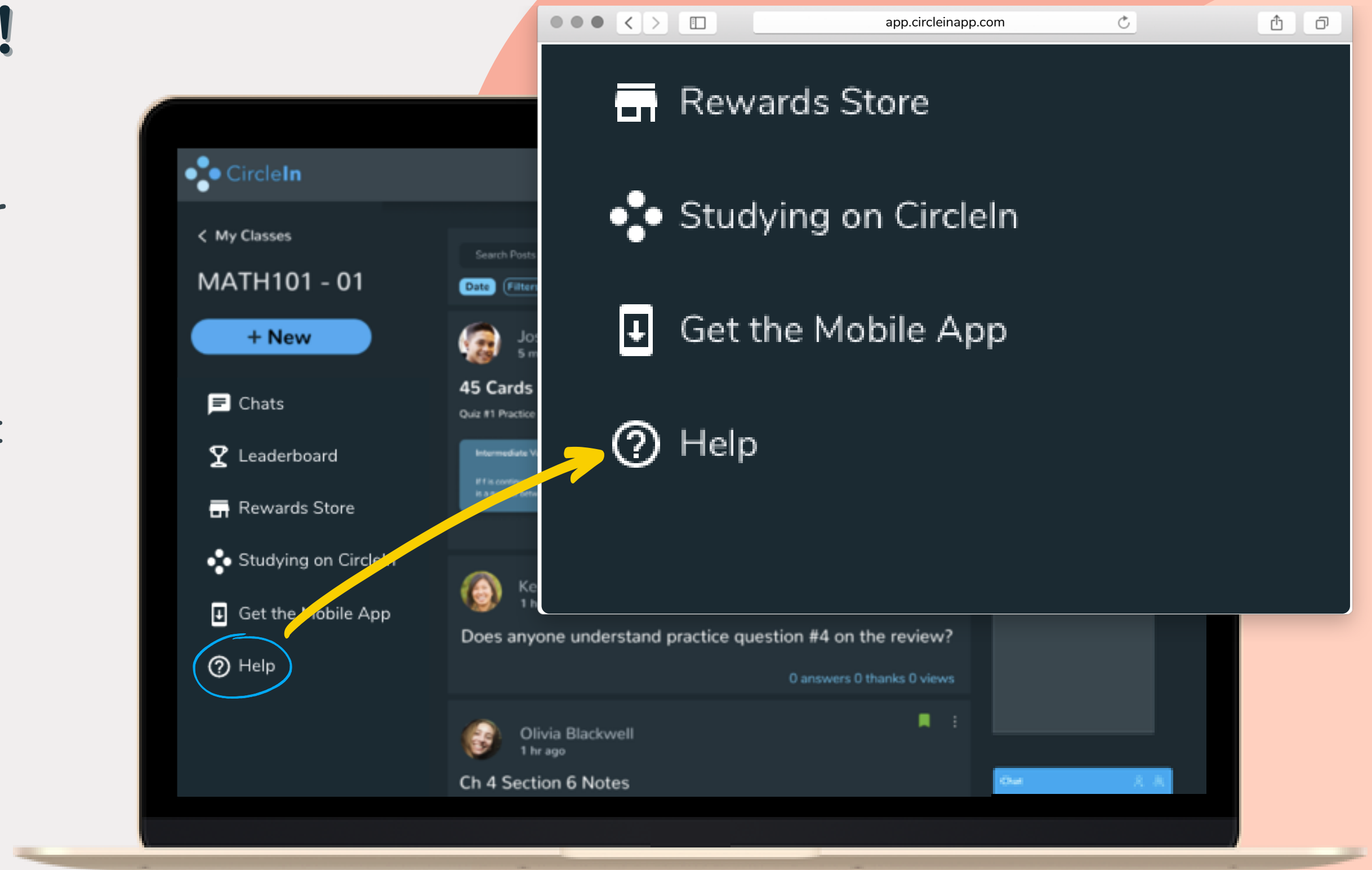


**4** YOU'RE ALL SET! BEGIN STUDYING ON CIRCLEIN TO EARN AWESOME REWARDS

# Resources

## We Are Here For **YOU!**

- ▶ Look for the "**Help**" tab on CircleIn to get directed to our **Help Center!**
- ▶ You will have access to a **Knowledge-base Library** that includes:
  - FAQ's
  - How to tutorial videos
  - Step-by-Step instructions
  - AND MORE!



GET SUPPORT BY EMAILING US AT [SUPPORT@CIRCLEINAPP.COM](mailto:SUPPORT@CIRCLEINAPP.COM)